

# MSc BUSINESS ANALYTICS EMPLOYMENT REPORT CLASS OF 2017

## Graduate employment at a glance

**95%**

Of those seeking, received an offer by September 1, based on a 95% reporting rate

**\$68,762**

Average salary (includes: base salary, signing bonus, and other guaranteed compensation)

## Demographics



**21**

Total Students in Class



**22**

Average Age at Entry



**33%**

Percent Non-Canadian\*

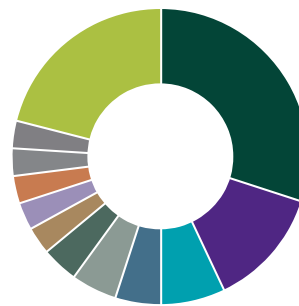
\*as defined by Citizenship

## Distribution of Industries



- Consulting (39%)
- Financial Institution (22%)
- Telecommunications/Communications (11%)
- Distribution/Transport (6%)
- Government (6%)
- Information Technology (6%)
- Marketing/PR/Advertising (6%)
- Wholesale/Retail (6%)

## Distribution of Industries of our 28,000 alumni worldwide



- Financial Services (30%)
- Consulting (13%)
- Information Technology (7%)
- Biotech/Healthcare/Pharma (5%)
- Education (5%)
- Wholesale/Retail (4%)
- Food/Drink/Tobacco (3%)
- Manufacturing (3%)
- Marketing/PR/Advertising (3%)
- Real Estate/Property (3%)
- Telecommunications/Communications (3%)
- Other (21%)

# MSc BUSINESS ANALYTICS CLASS OF 2017

## Graduates Compensation Summary

**\$68,762**

(Average salary (includes: base salary, signing bonus, and other guaranteed compensation))


### Base Salary

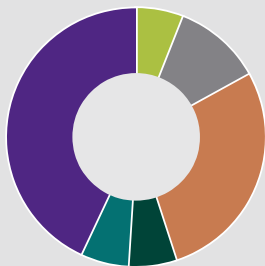
% Receiving	Median	Range
100%	\$69,000	\$50,000 – \$87,750

### Signing Bonus and Other Guaranteed Compensation

% Receiving	Median	Range
35%	\$5,000	\$2,000 – \$7,750

## Source of Offer

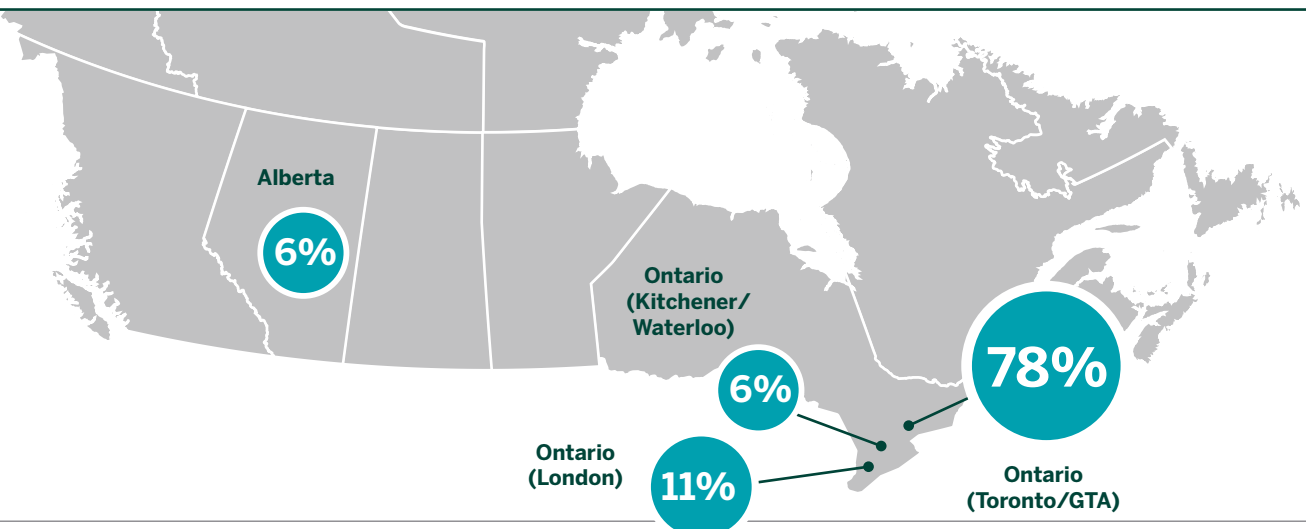
 <b>School-Facilitated</b>	<b>48%</b>
Career Management Posting	24%
Networking (with Alumni and Corporate Partners)	14%
Offer from Lab Employer	10%
 <b>Graduate-Facilitated</b>	<b>39%</b>
Internet, Company Website, Executive Search Firms or Newspaper Postings	24%
Previous Employer	10%
Networking (outside School)	5%



### Accepts by Company Size

1-50 employees (6%)	501-1000 employees (28%)
51-200 employees (0%)	1001-5000 employees (6%)
201-500 employees (11%)	5001-10,000 employees (6%)
	10,000+ employees (44%)

## Offers accepted by Geography



Please note: Percentages throughout the report may not total 100% due to rounding.