

MSc INTERNATIONAL BUSINESS/CEMS 2018 EMPLOYMENT REPORT

Graduate employment at a glance

90%

Of those seeking, received an offer within six months of graduation, based on a 95% reporting rate

\$62,577

Average salary* (included: base salary, signing bonus, and other guaranteed compensation) *of those seeking

Demographics



65

Total Students in Class



23

Average Age at Entry

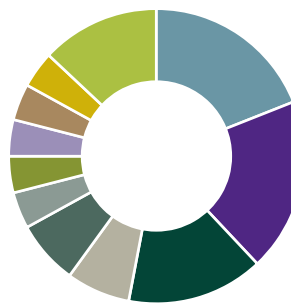


34%

Percent Non-Canadian*

*as defined by Citizenship

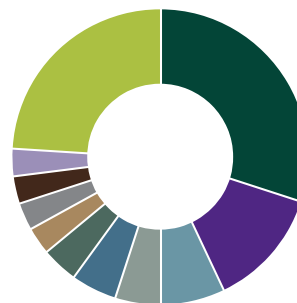
Distribution of Industries for 2018



- Technology (19%)
- Consulting (19%)
- Financial Institution (15%)
- Consumer Packaged Goods (7%)
- Wholesale/Retail (7%)
- Education (4%)
- Government (4%)
- Manufacturing (4%)
- Restaurant/Food Services (4%)
- Tourism/Leisure (4%)
- Other (13%)

Other includes Accounting, Automotives, Biotechnology, Construction, Executive Search, Marketing/PR/Advertising, Printing/Publishing/Media, Pharmaceuticals/Medical

Distribution of Industries of our 28,000 alumni worldwide



- Financial/Accounting (30%)
- Consulting (13%)
- Technology (7%)
- Education (5%)
- Biotech/Healthcare/Pharma (5%)
- Wholesale/Retail (4%)
- Food/Drink/Tabacco (3%)
- Real estate/Property (3%)
- Telecommunications/Communications (3%)
- Manufacturing (3%)
- Other (24%)

This report includes employment outcomes for students graduating within the 2018 reporting year (July 1st 2017 to June 30th 2018).

MSc INTERNATIONAL BUSINESS/CEMS 2018 EMPLOYMENT REPORT

Graduates Compensation Summary

\$62,577

(Average salary (includes: base salary, signing bonus, and other guaranteed compensation))



Base Salary

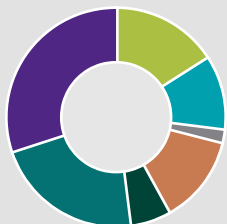
% Receiving	Average	Median	Range
100%	\$58,803	\$59,000	\$40,000 – \$94,350

Signing Bonus and Other Guaranteed Compensation

% Receiving	Average	Median	Range
38%	\$8,052	\$5,000	\$1,000 – \$33,500

Source of Offer

 School-Facilitated	46%
Career Management Posting	30%
Networking (with Alumni and Corporate Partners)	15%
Alumni/Classmate/Faculty Referrals	1%
 Graduate-Facilitated	54%
Networking (outside School)	26%
Internet, Company Websites, Executive Search Firms and Newspaper Postings	13%
Other/Unknown	15%



Accepts by Company Size

1-50 employees (16%)	501-1000 employees (13%)
51-200 employees (11%)	1001-5000 employees (6%)
201-500 employees (2%)	5001-10,000 employees (22%)
	10,000+ employees (30%)

Offers accepted by Geography

