

MSc INTERNATIONAL BUSINESS/CEMS 2019 EMPLOYMENT REPORT

Graduate employment at a glance

93%

Of those seeking, received an offer within six months of graduation, based on a 98% reporting rate

\$67,202

Average salary (included: base salary, signing bonus, and other guaranteed compensation)

Demographics



64

Total Students in Class



23

Average Age at Entry

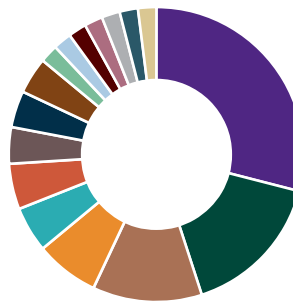


34%

Percent Non-Canadian*

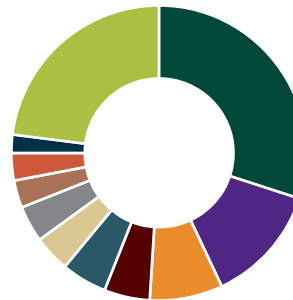
*as defined by Citizenship

Distribution of Industries for 2019



- Consulting (30%)
- Financial Institution (16%)
- Consumer Packaged Goods (12%)
- Technology (7%)
- Marketing/PR/Advertising (5%)
- Telecommunication/Communications (5%)
- Aerospace (4%)
- Manufacturing (4%)
- Restaurant/Food Services (4%)
- Automotives (2%)
- Construction (2%)
- Education (2%)
- Government (2%)
- Metals/Mining (2%)
- Pharmaceuticals/Medical (2%)
- Wholesale/Retail (2%)

Distribution of Industries of our 29,000 alumni worldwide

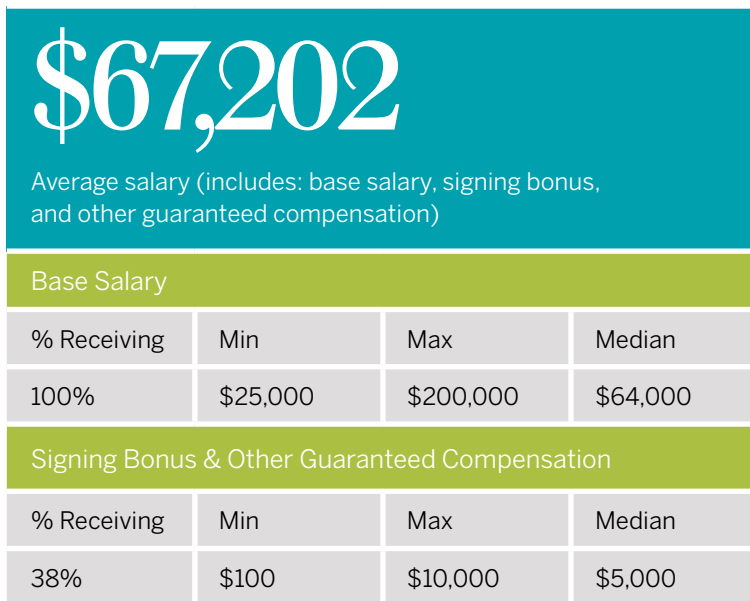


- Financial/Accounting (30%)
- Consulting (13%)
- Technology (8%)
- Education (5%)
- Biotech/Healthcare/Pharma (5%)
- Wholesale/Retail (4%)
- Real Estate/Property (4%)
- Consumer Packaged Goods (3%)
- Telecommunications/Communications (3%)
- Manufacturing (2%)
- Other (23%)

This report includes employment outcomes for students graduating within the 2019 reporting year (July 1st, 2018 to June 30th, 2019).

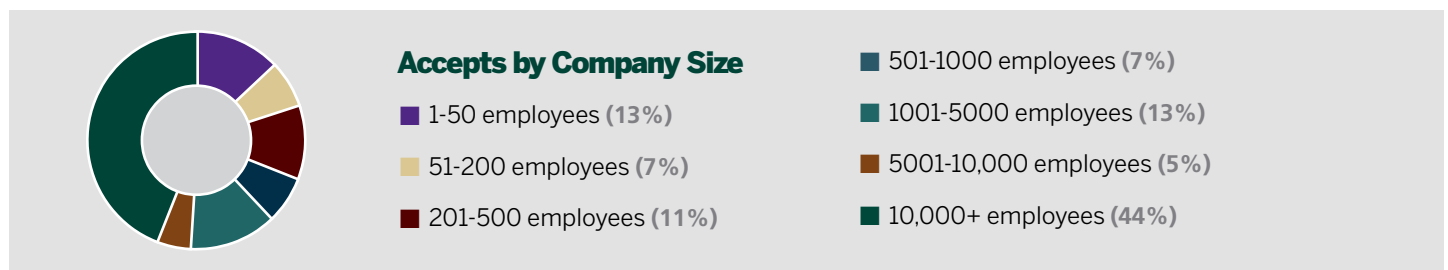
MSc INTERNATIONAL BUSINESS/CEMS 2019 EMPLOYMENT REPORT

Graduates Compensation Summary



Source of Offer

School-Facilitated	61%
Career Management Posting	47%
Networking (with Alumni and Corporate Partners)	7%
Previous Employer	7%
Graduate-Facilitated	39%
Networking (outside School)	16%
Internet, Company Websites, Executive Search Firms and Newspaper Postings	11%
Other/Unknown	12%



Offers accepted by Geography

